



BuzziFalls

Product Specification Sheet

Discover all insights on BuzziFalls.
Acoustical room dividers offering you a
variety of patterns, sizes and colors to
organize your space.

•BUZZI
SPACE





www.buzzi.space

A playful solution to regulate sounds

To divide a space and create some privacy, the BuzziFalls are a new playful variation in our acoustic solutions gamma. These strips are made out of BuzziFelt with cut out shapes in various patterns, for example falling leaves. A playful solution to regulate sounds and create smaller area's in big spaces.

Design by Sas Adriaenssens

General


-  Pattern: Alhambra, Birch, Leaves, Orient, Plain, Rain, Royal, Pebbles
Skylines: Atlanta, Chicago, London, Paris, New York, San Francisco (set of 3 panels)
Monocolor | Bicolor
-  2 layers of BuzziFelt
Profile metal powdercoated black | RAL 9005 matte or metal powdercoated White | RAL 9010 matte
Pendant black steel cable for black profile | silver steel cable for white profile
-  Pattern: W 80 cm, H 220 or 250 cm, D 1 cm
W 31.50", H 86.61 or 98.42", D 0.40"
Skylines: W 80 cm, H 100, 150, 220 or 250 cm, D 1 cm
W 31.50", H 39.37, 59.05, 86.61 or 98.42", D 0.40"
-  BuzziFall wall | Ceiling mounted or BuzziFall Suspended
Cable L 2 or 5 m, Ø 1,5 mm
L 78.74 or 196.85", Ø 0.06"
Possibility to connect several falls
Rail (1 | 2 | 3 falls in 1 rail)
Extra rail for extension

Content

Fabrics	3
Patterns	3
Fixing systems	7
Option Rail	11
Dimensions	12
Acoustics	14

Fabrics

Felt




Composition 100% Recycled P.E.T. Felt, latex backing
Weight 1.000 g/m2 | 29.49 oz/yd2
Abrasion resistance >7.000 Martindale
Flammability EU: EN 13501.1 + A1/2009 Class B-s1,d0
 USA: ASTM E84 Class A certified
Fastness to light USA 5




Patterns

Alhambra

250 cm 98.42"
3,1 kg 6.83 lbs



220 cm 86.61"
2,8 kg 6.17 lbs



Royal

250 cm 98.42"
3,6 kg 8.00 lbs



220 cm 86.61"
3,2 kg 7.05 lbs



Birch

250 cm 98.42"
2,6 kg 5.70 lbs



220 cm 86.61"
2,5 kg 5.51 lbs



Leaves

250 cm 98.42"
3,1 kg 6.83 lbs



220 cm 86.61"
2,8 kg 6.17 lbs



Orient

250 cm 98.42"
3,7 kg 8.16 lbs



220 cm 86.61"
3,3 kg 7.27 lbs



Rain

250 cm 98.42"
3,9 kg 8.60 lbs



220 cm 86.61"
3,4 kg 7.50 lbs



Plain

250 cm 98.42"
4,5 kg 9.92 lbs



220 cm 86.61"
4 kg 8.81 lbs




Pebbles

250 cm 98.42"
4,5 kg 9.92 lbs



220 cm 86.61"
4 kg 8.81 lbs

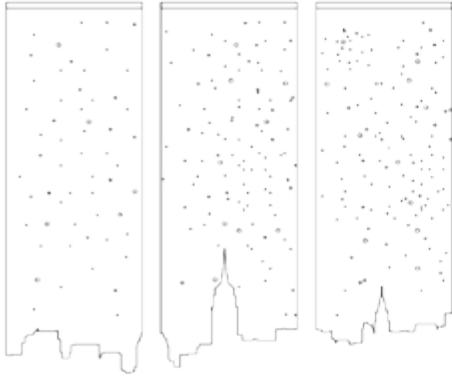


Skylines

New York


250 cm 98.42"

4,2 kg 9.26 lbs 4,0 kg 8.80 lbs 4,0 kg 8.80 lbs



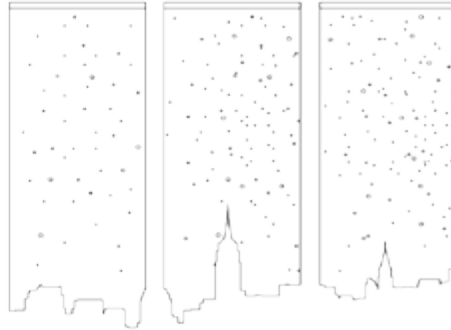
150 cm 59.05"

2,5 kg 5.59 lbs 2,3 kg 5.15 lbs 2,3 kg 5.15 lbs



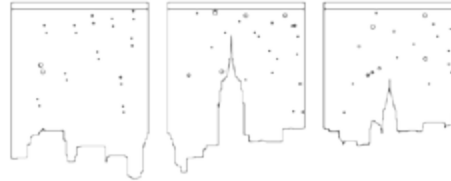
220 cm 86.61"

3,7 kg 8.1 lbs 3,5 kg 7.71 lbs 3,5 kg 7.71 lbs



100 cm 39.37"

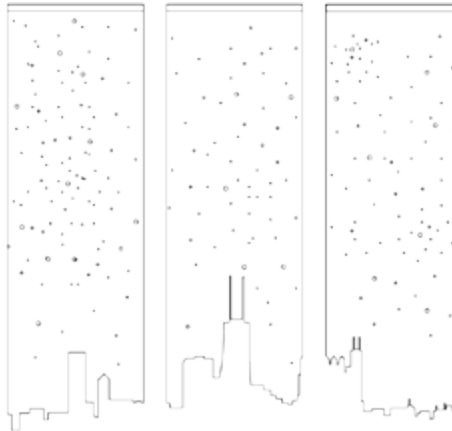
1,7 kg 3.76 lbs 1,5 kg 3.32 lbs 1,5 kg 3.32 lbs



Chicago

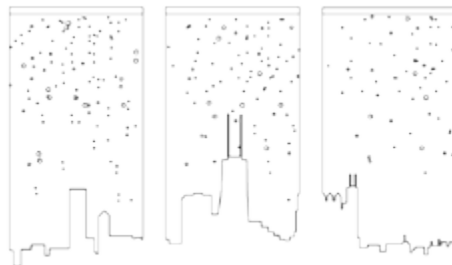
250 cm 98.42"

4,2 kg 9.26 lbs 3,9 kg 8.60 lbs 4,1 kg 9.03 lbs




150 cm 59.05"

2,5 kg 5.59 lbs 2,2 kg 4.93 lbs 2,4 kg 5.37 lbs



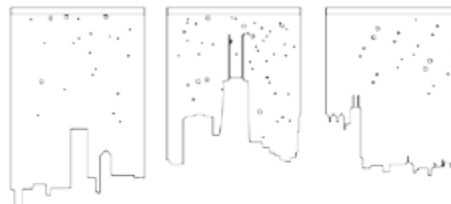
220 cm 86.61"

3,9 kg 8.60 lbs 3,5 kg 7.71 lbs 3,6 kg 8.16 lbs



100 cm 39.37"


1,7 kg 3.76 lbs 1,4 kg 3.10 lbs 1,6 kg 3.54 lbs



Atlanta

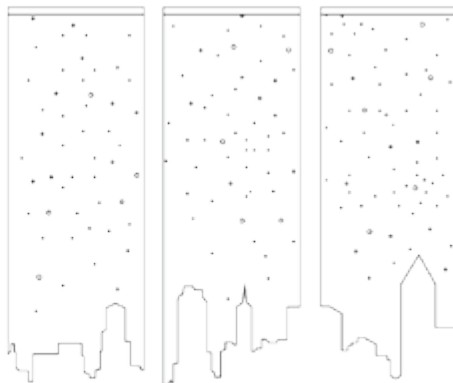
250 cm 98.42"

4,3 kg 9.47 lbs 4,1 kg 9.03 lbs 4,0 kg 8.81 lbs




220 cm 86.61"

3,8 kg 8.37 lbs 3,6 kg 8.16 lbs 3,5 kg 7.71 lbs



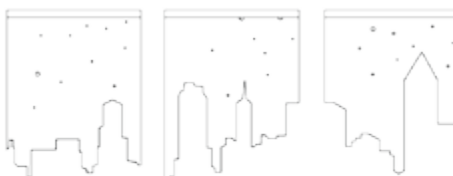
150 cm 59.05"

2,6 kg 5.82 lbs 2,5 kg 5.59 lbs 2,4 kg 5.37 lbs



100 cm 39.37"


1,7 kg 3.76 lbs 1,6 kg 3.54 lbs 1,6 kg 3.54 lbs



San Francisco

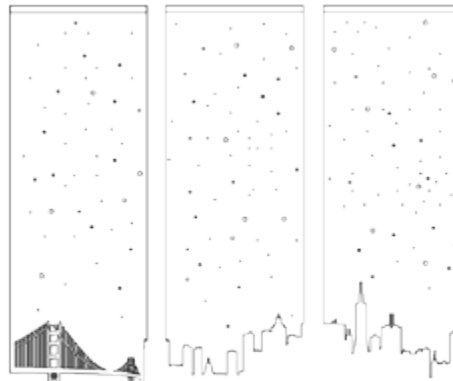
250 cm 98.42"

4,3 kg 9.47 lbs 4,2 kg 9.25 lbs 4 kg 8.81 lbs




220 cm 86.61"

3,9 kg 8.59 lbs 3,7 kg 8.15 lbs 3,5kg 7.71 lbs



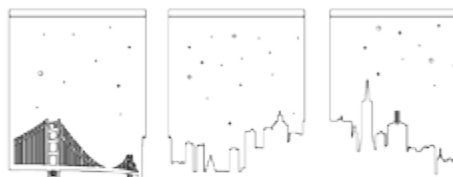
150 cm 59.05"

2,6 kg 5.82 lbs 2,5 kg 5.59 lbs 2,3 kg 5.15 lbs



100 cm 39.37"


1,8 kg 3.99 lbs 1,7 kg 3.76 lbs 1,51 kg 3.32 lbs



London


250 cm 98.42"

4,2 kg 9.25 lbs 4,2 kg 9.25 lbs 4,3 kg 9.47 lbs




220 cm 86.61"

3,7 kg 8.15 lbs 3,7 kg 8.15 lbs 3,8 kg 8.37 lbs



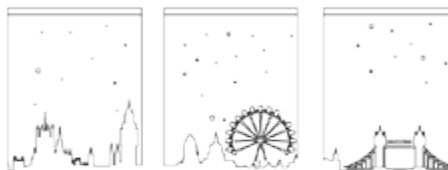
150 cm 59.05"

2,5 kg 5.59 lbs 2,5 kg 5.59 lbs 2,6 kg 5.82 lbs



100 cm 39.37"

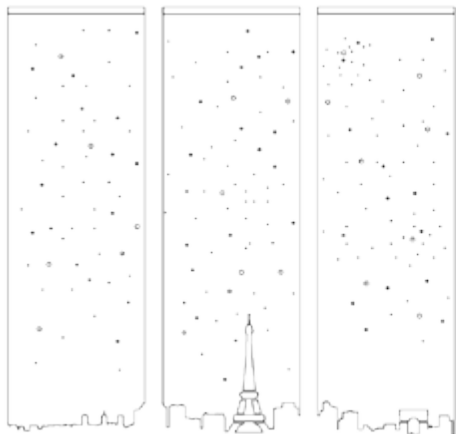
1,7 kg 3.76 lbs 1,7 kg 3.76 lbs 1,8 kg 3.99 lbs



Paris


250 cm 98.42"

4,4 kg 9.70 lbs 4,2 kg 9.25 lbs 4,2 kg 9.25 lbs




220 cm 86.61"

3,9 kg 8.59 lbs 3,8 kg 8.37 lbs 3,8 kg 8.37 lbs



150 cm 59.05"

2,7 kg 6.04 lbs 2,5 kg 5.59 lbs 2,5 kg 5.59 lbs




100 cm 39.37"

1,9 kg 4.21 lbs 1,7 kg 3.76 lbs 1,7 kg 3.76 lbs

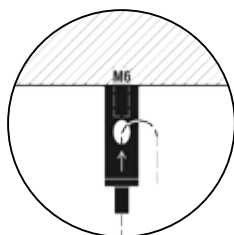



Fixing Systems

BuzziFalls Suspended



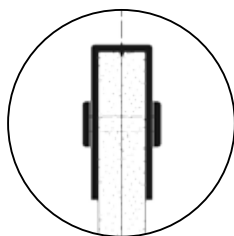
BuzziFalls Suspended > 1



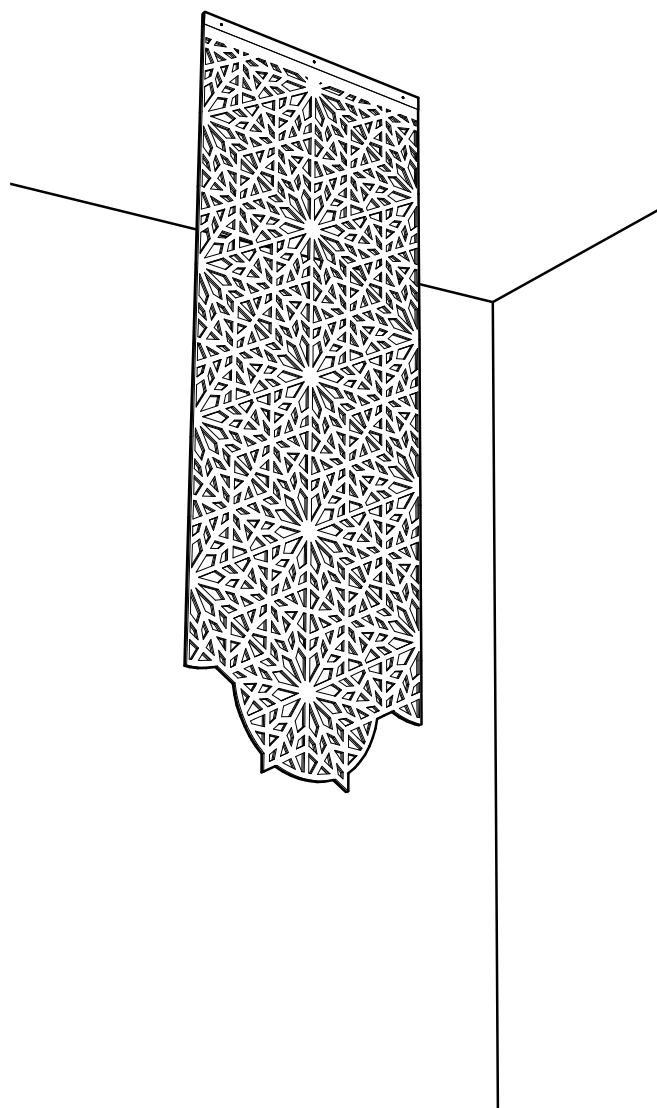
Profile black or white

2 cables per set, incl fastner
(stair bolts M6 not included)

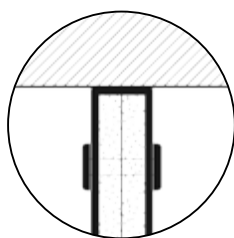
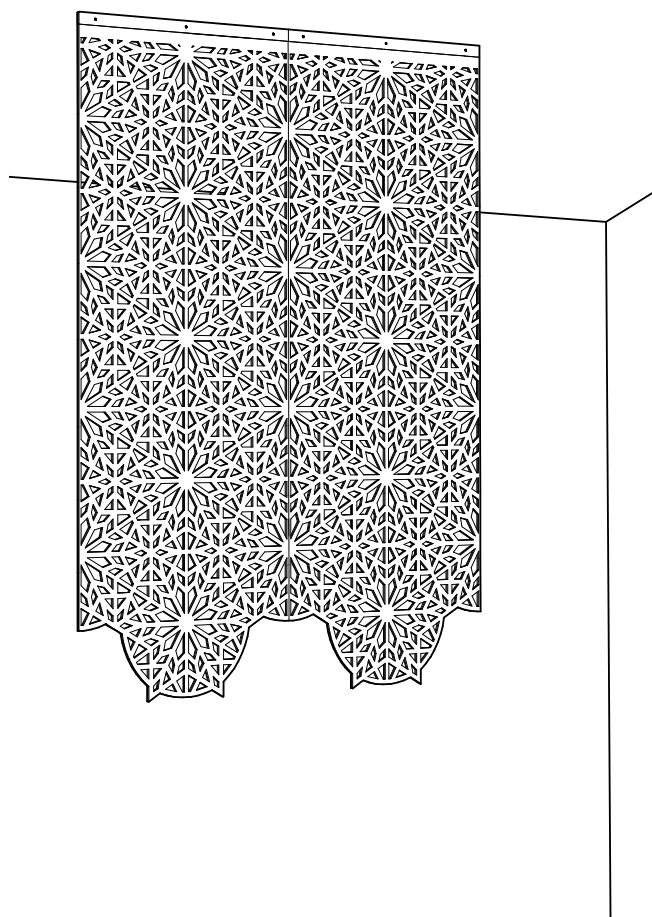
Black or Silver colored cable
L 200 or 500 cm, Ø 1,5 mm
L 78.74" or 196.85", Ø 0.06"



BuzziFalls Ceiling Mounted



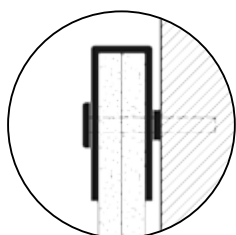
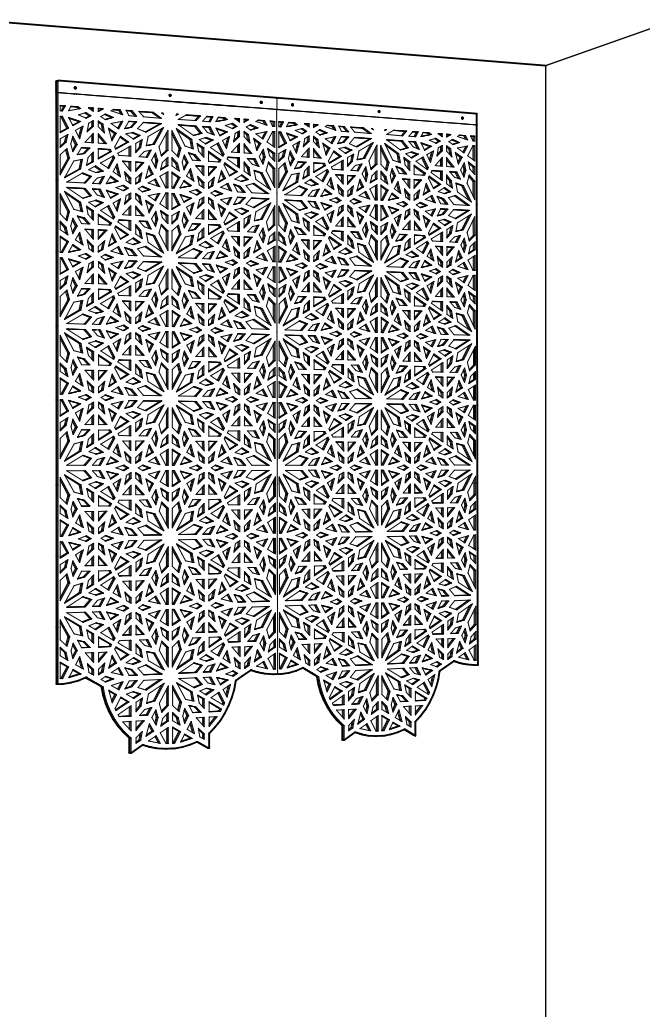
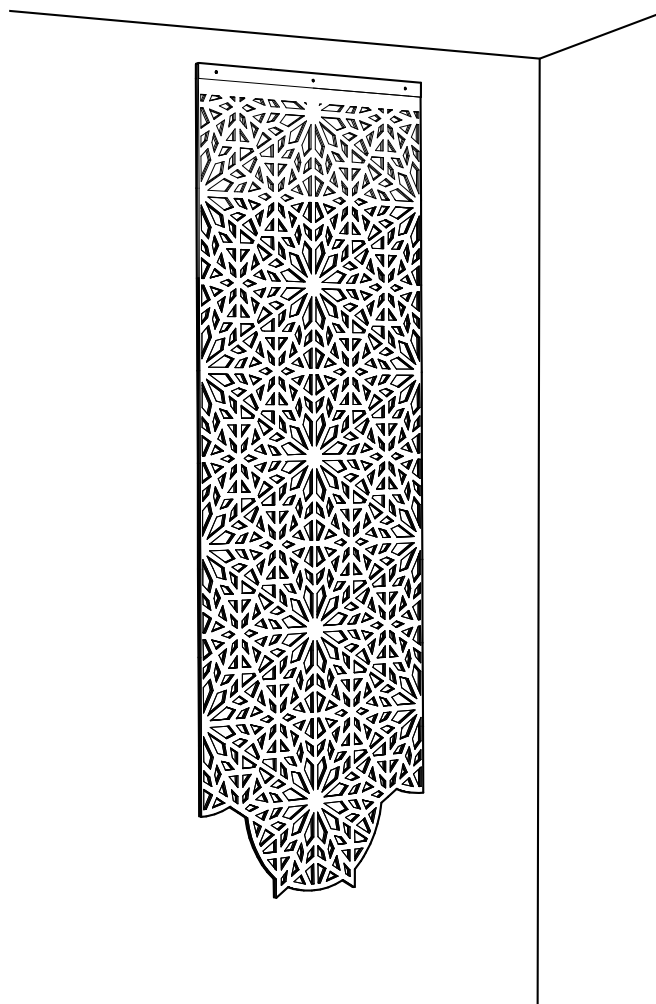
BuzziFalls Ceiling Mounted > 1



Profile black or white

BuzziFalls Mounted Wall

BuzziFalls Wall > 1



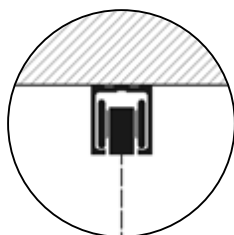
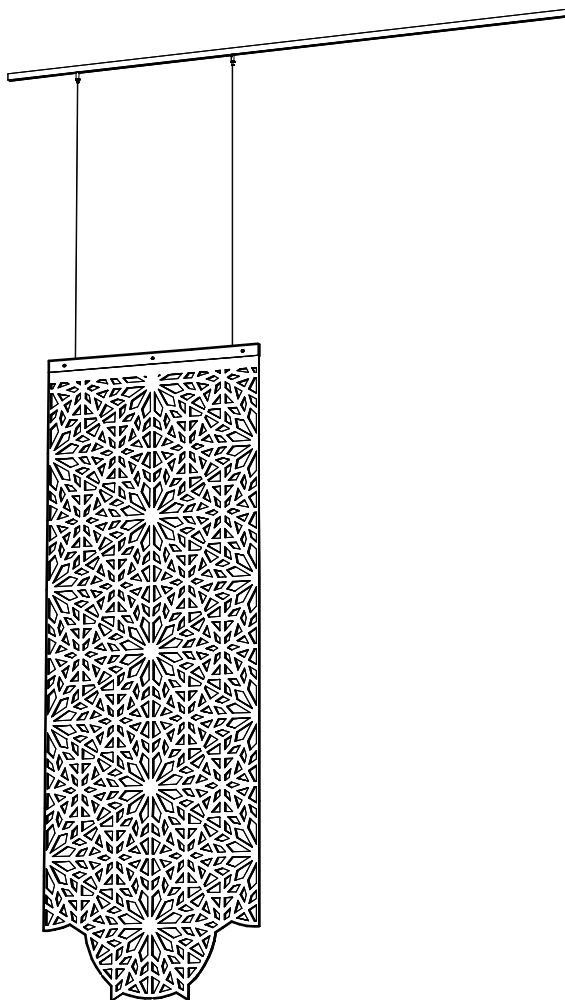
Profile black or white

3 screws 4x60 mm per set

3 cover caps per set, black or white, depending on colour of profile

6 distance holders: 3 x 3 mm and 3 x 7,5 mm per set

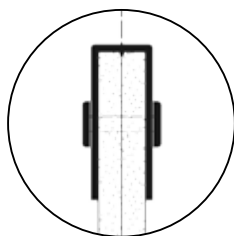
BuzziFalls Rail Suspended



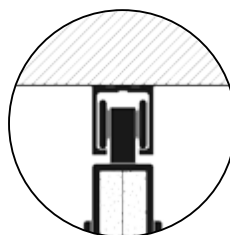
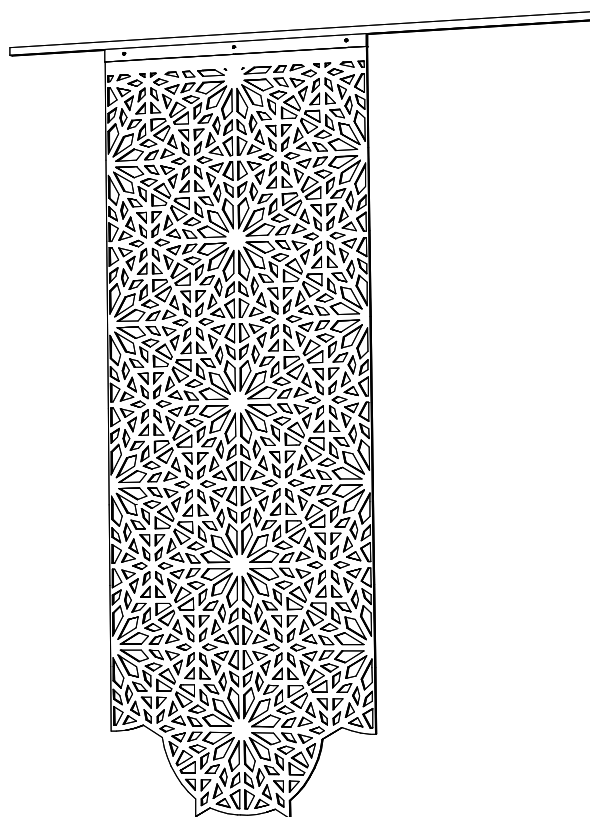
Rail black or white
L: 3,20 m | 125.98"

Profile black or white

Black or Silver colored cable
L 200 or 500 cm,
Ø 1,5 mm
L 78.74" or 196.85",
Ø 0.06"



BuzziFalls Rail Mounted



Rail black or white
L 3,20 m | 125.98"

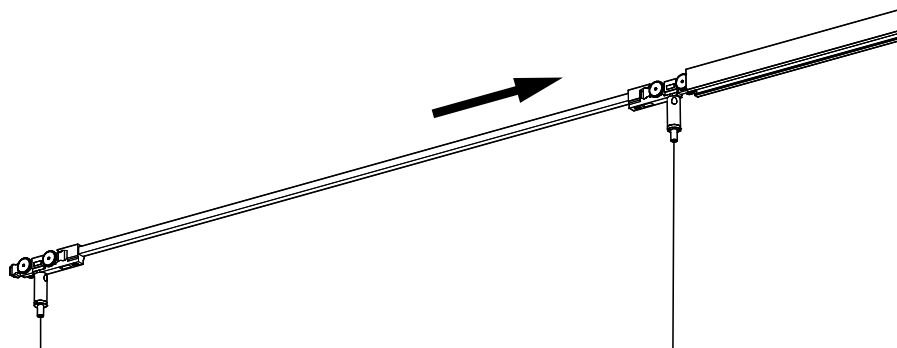
Profile black or white

Option: Rail

The rail can be extended by buying a extra rail

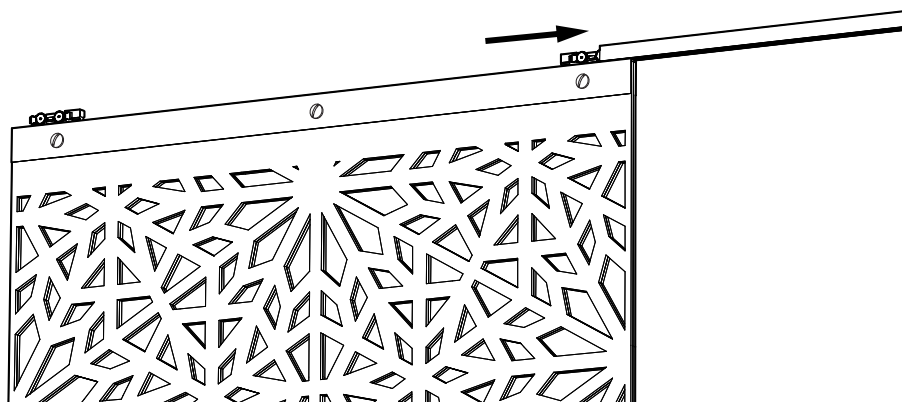
BuzziFalls Rail Suspended

Profile black or white



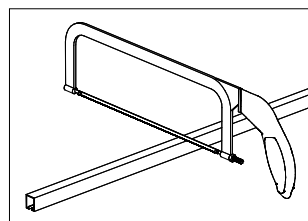
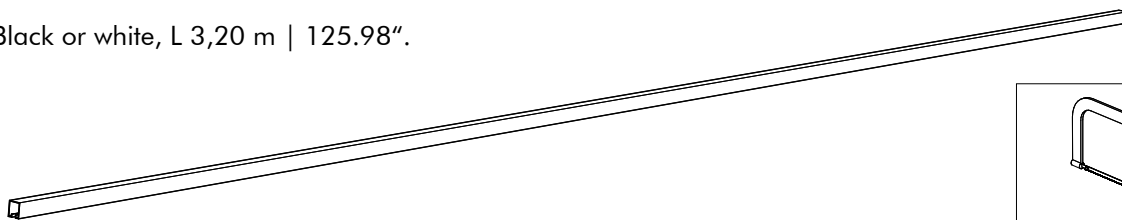
BuzziFalls Rail Mounted

Profile black or white




Rail

Black or white, L 3,20 m | 125.98".



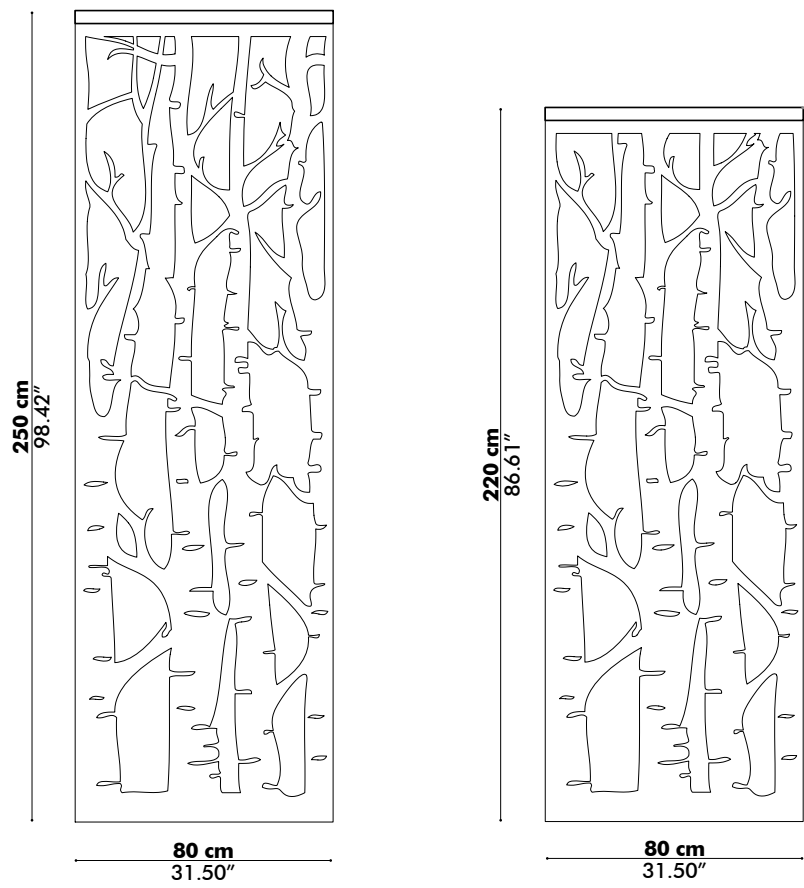
End cap

Stop end black or white included

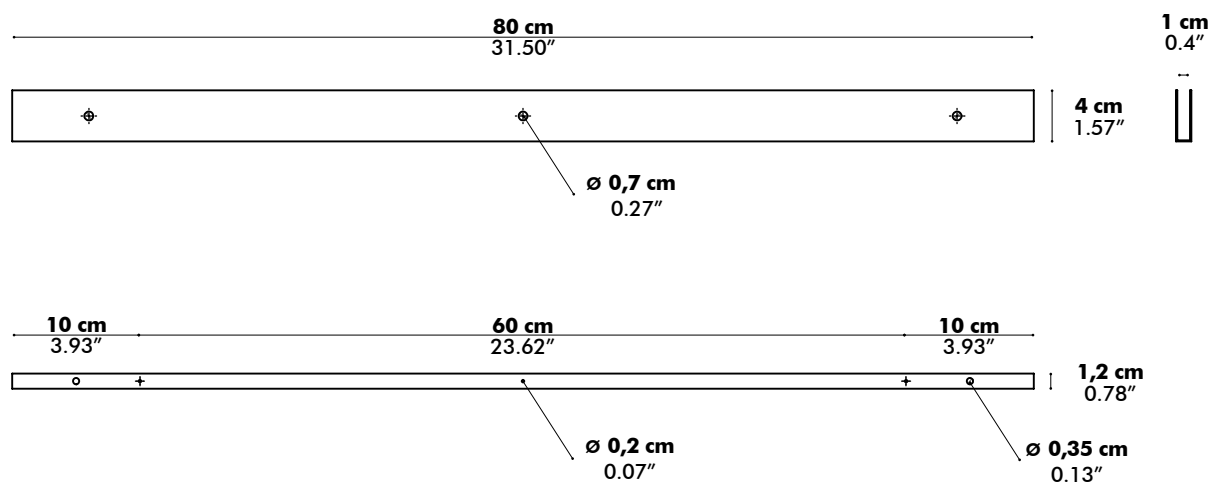


Dimensions

Falls Felt

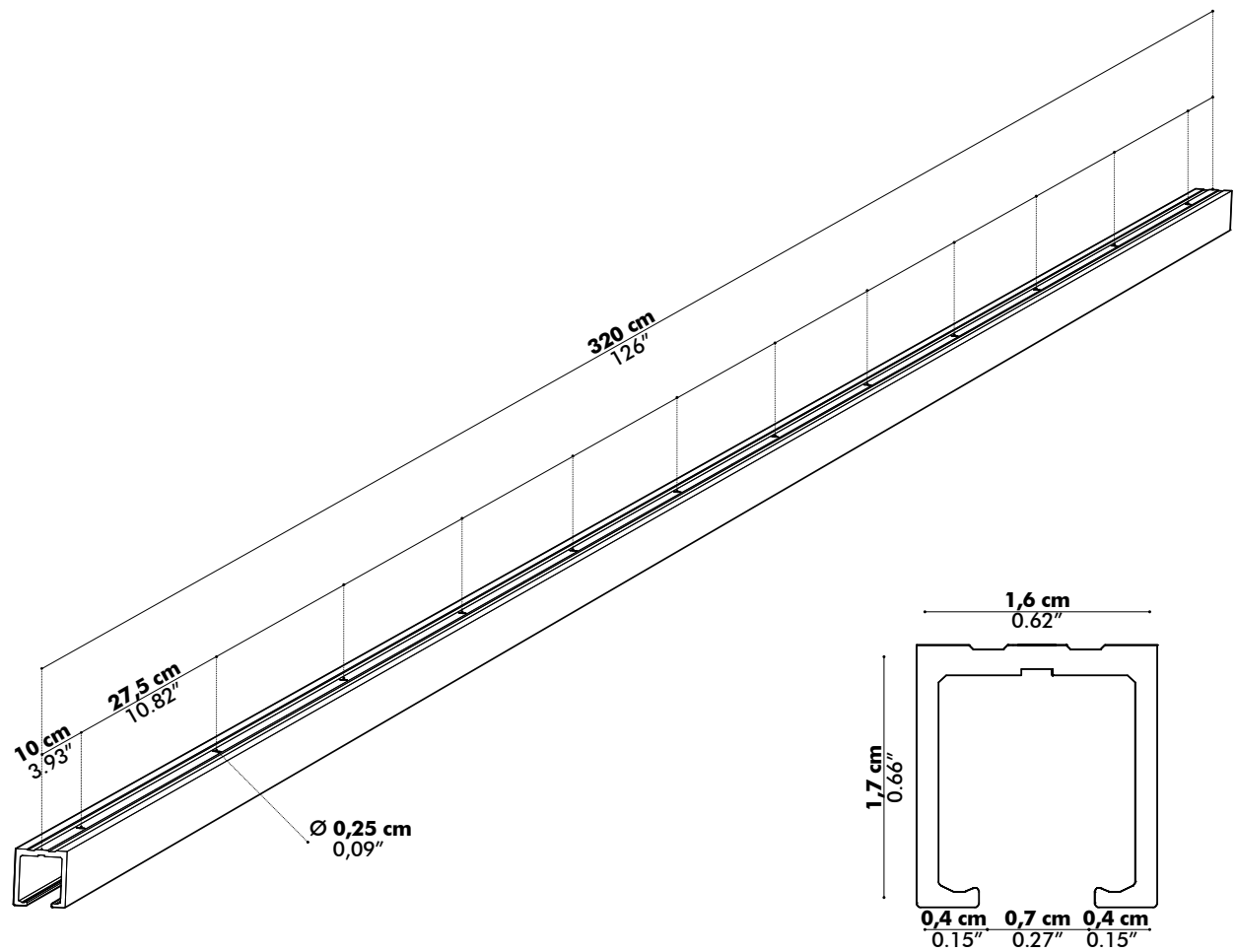


Metal Profile



500 gr | 1.10 lbs

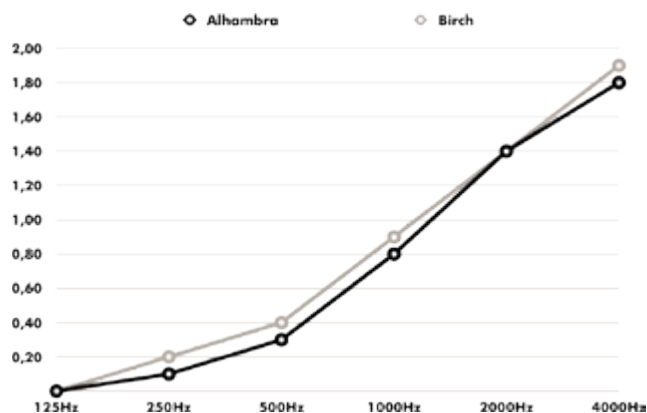
Alu Rail



Acoustics

BuzziFalls Alhambra | Birch

Equivalent sound absorption area in m² per object



Hz	Alhambra Aeq/m ²	Birch Aeq/m ²
125	0.0	0.0
250	0.1	0.2
500	0.3	0.4
1000	0.8	0.9
2000	1.4	1.4
4000	1.8	1.9